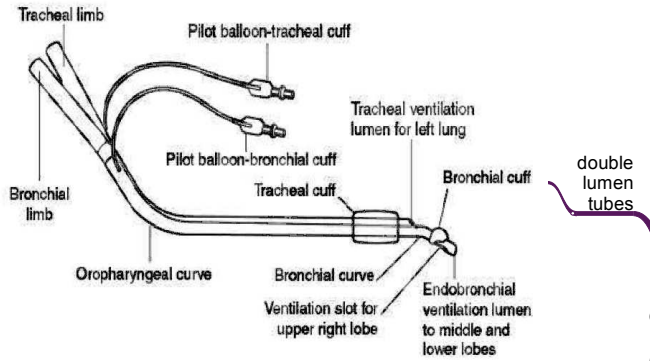
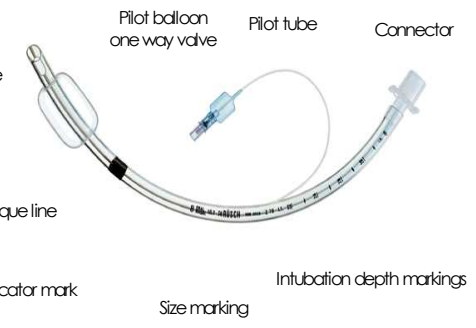


**standard**

**Materials**  
- Non-toxic, clear, thermo sensitive siliconised PVC which gets soft when warm

**Features**  
- 33cm length, size is the internal diameter in mm

**Parts**  
- All tubes are fitted with 15 mm standard connector, which insures compatibility with circuit connectors  
- Smooth tip aids atraumatic intubations  
- Full-length radio-opaque line to assess exact location of tube 1 cm graduation markings to ascertain insertion depth  
- 2 cm indicator mark assists positioning of tube past the vocal cord  
- Latex free



**cuff pressure**

- above 18 mmHg to reduce aspiration
- below 25 mmHg to minimize the risk of pressure necrosis
- Patients whose peak airway pressures exceed 48 cmH2O will require cuff pressures greater than 25 mmHg in order to avoid a cuff leak.

**cuff pressure**

- above 18 mmHg to reduce aspiration
- below 25 mmHg to minimize the risk of pressure necrosis
- Patients whose peak airway pressures exceed 48 cmH2O will require cuff pressures greater than 25 mmHg in order to avoid a cuff leak.

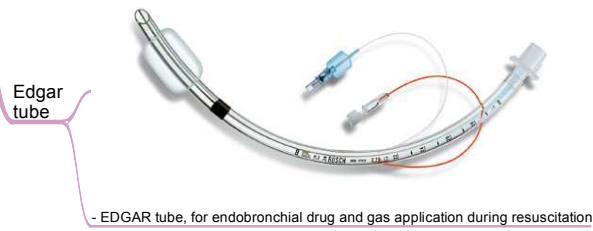
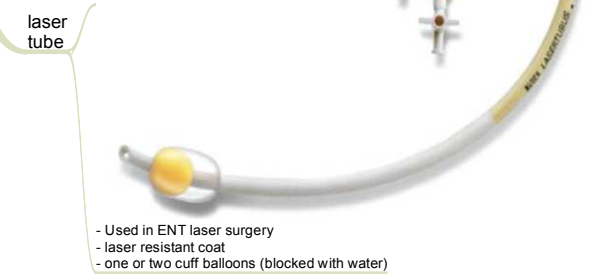
intubation depth  $\text{length (cm)} / 10 \times \text{ID (mm)} = (16 + \text{age}) / 4$   
- If unsure choose size of the pinkie

Body weight/age	Size (mm)	Oral depth (cm)	Nasal depth (cm)
Newly-born 3.5 kg	3.0	9	11-11.5
1-6 months	3.5	9.5-11	12-13
6-12 months	4.0	11.5-12	13-14
2-3 years	4.5	13-13	15-16
4-5 years	5.0	14-14	17-18
6-7 years	5.5	15-15.5	19
8-9 years	6.0	16-16	20
10-11 years	6.5	17-17	21
12-13 years	7.0	18-18	22
14-16 years	7.5	19	23

Birth weight (g)	Gestation (weeks)	Oral depth (cm)
750	24-25	5-5.5
1,000	27	5.5
1,500	30-31	6
1,750	31-32	6.5
2,000	33	7
2,250	34-35	7-7.5
2,500	35-36	7.5
2,750	36-37	8
3,000	37-38	8-8.5
3,500	40	9

ETT sizes: BW <1 kg 2.5 mm; 1-3.5 kg 3.0 mm; >3.5 kg 3.5 mm

endotracheal tubes  
[created by Paul Young 21/12/07]



paediatric tube size

tubes for premature infants